



1300 918 531

ABN 32 602 299 347

enquiries@australianskateboarding.com

Lockyer Valley Skatepark Data 2019

Brief

A recent survey across the Lockyer Valley region was undertaken to better help understand future planning of skateparks in the region. Overall consult is based on 3 documents.

1. Surveying community
2. Scoping sites and listing existing infrastructure
3. Maintenance and condition report.

With these 3 pieces of information LVRC will be able to compile a strategy and plan around future skateparks upgrades and maintenance.

Below is the data from the public consult.

Demographics

This is the scope and detail of people who completed the survey

AGE

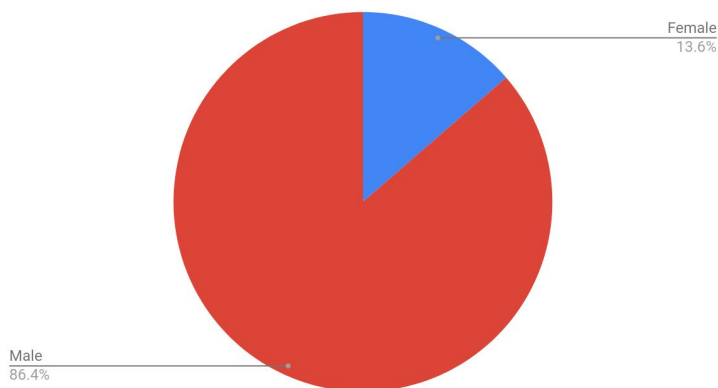
Oldest contributor - 57

Youngest Contributor - 5

Average Age of Survey participant - 18 years old

GENDER

Ratio





AUSTRALIAN SKATEBOARDING COMMUNITY INITIATIVE

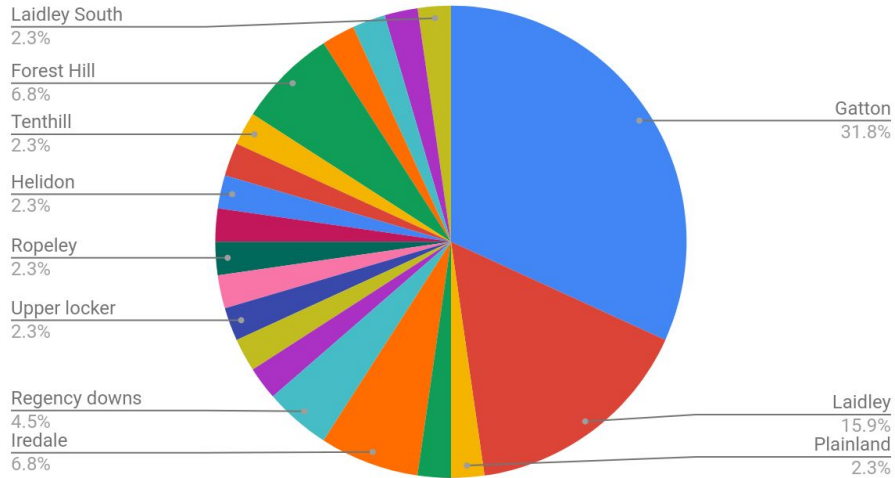
1300 918 531

ABN 32 602 299 347

enquiries@australianskateboarding.com

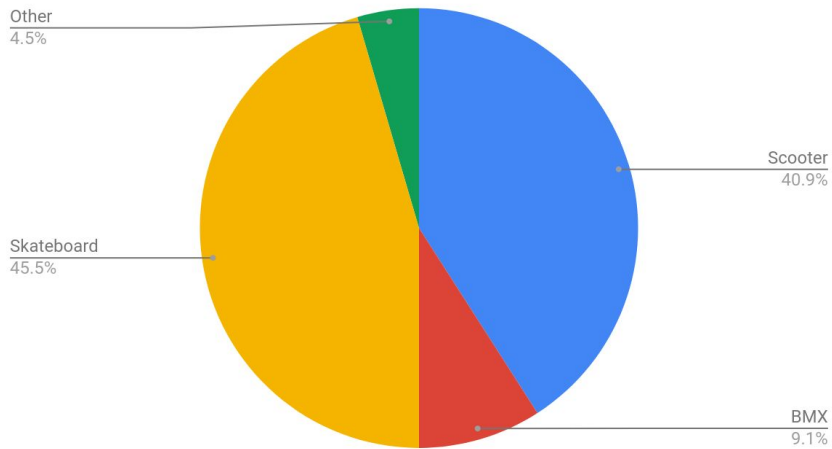
RESPONDENTS LOCATION

Suburb of Residence



WHICH SKATEPARK SPORT THEY PARTAKE IN

What do you ride?



australianskateboarding.com



AUSTRALIAN SKATEBOARDING COMMUNITY INITIATIVE

1300 918 531

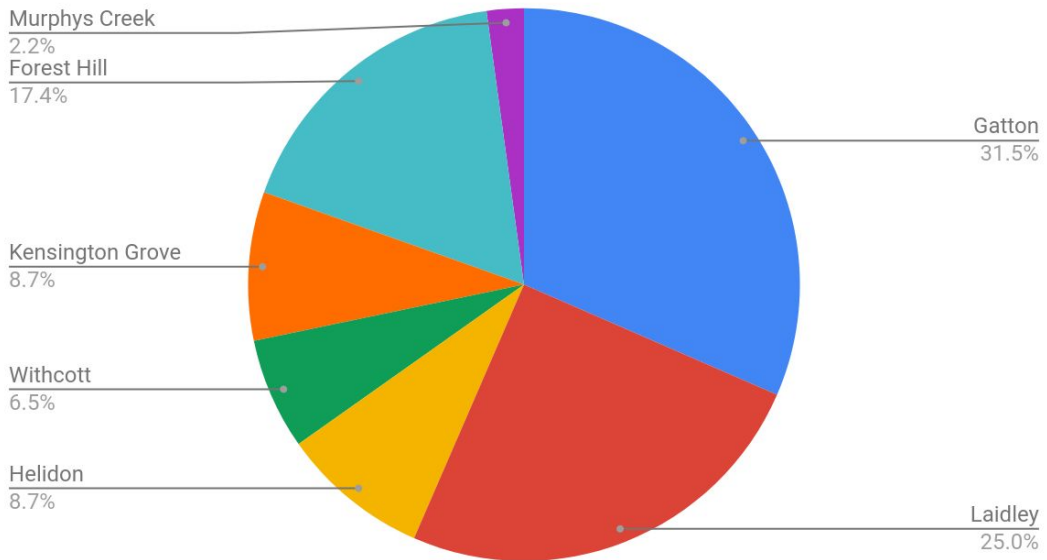
ABN 32 602 299 347

enquiries@australianskateboarding.com

WHICH SKATEPARKS DO THEY USE

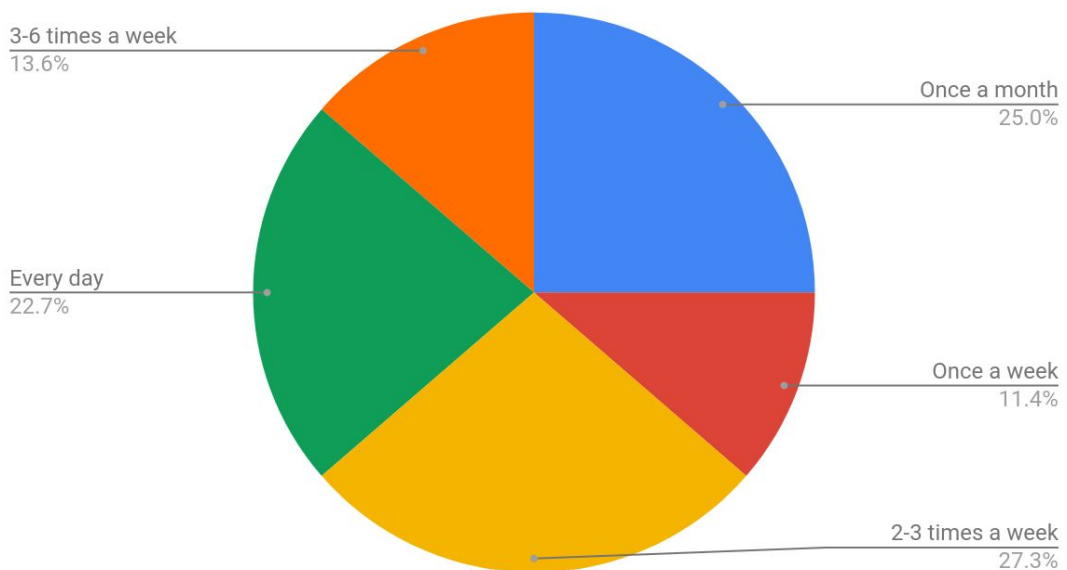
A note on this is that 70% of respondents use multiple skateparks in the region.

Most Commonly used skateparks



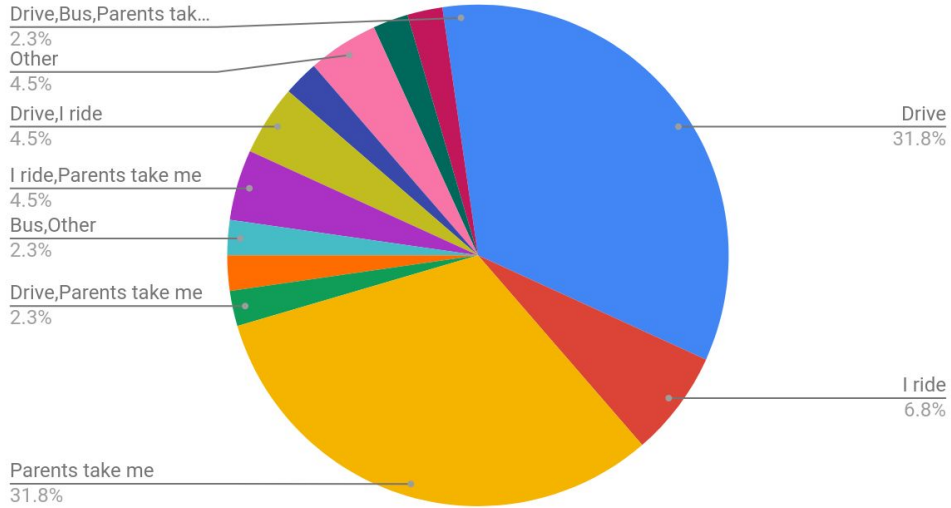
HOW OFTEN RESPONDENTS USE SKATEPARKS

Park usage by Respondents



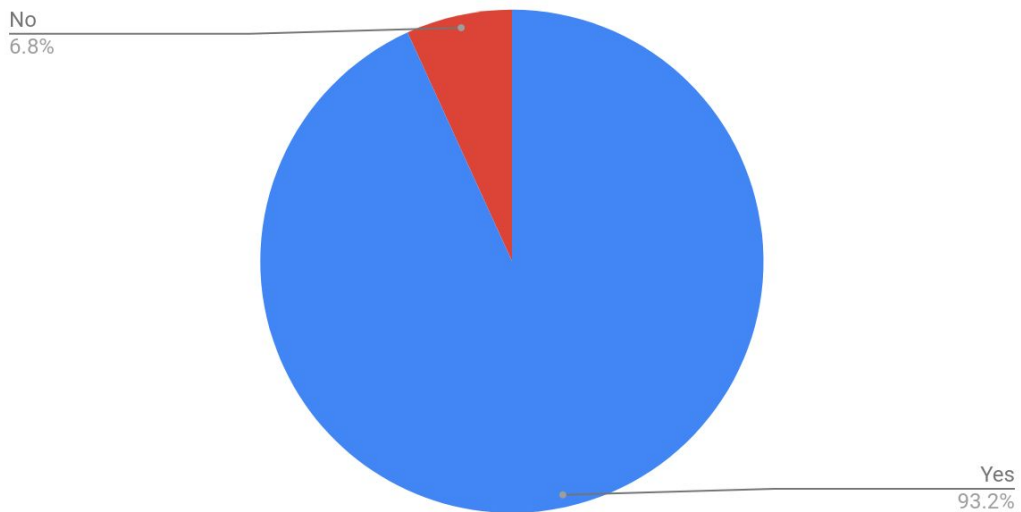
HOW DO RESPONDENTS GET TO SKATEPARKS

How respondents get to skateparks



WOULD YOU TRAVEL TO A MAJOR REGIONAL FACILITY

Would you travel to a major facility if one was built in the LVRC region





AUSTRALIAN SKATEBOARDING COMMUNITY INITIATIVE

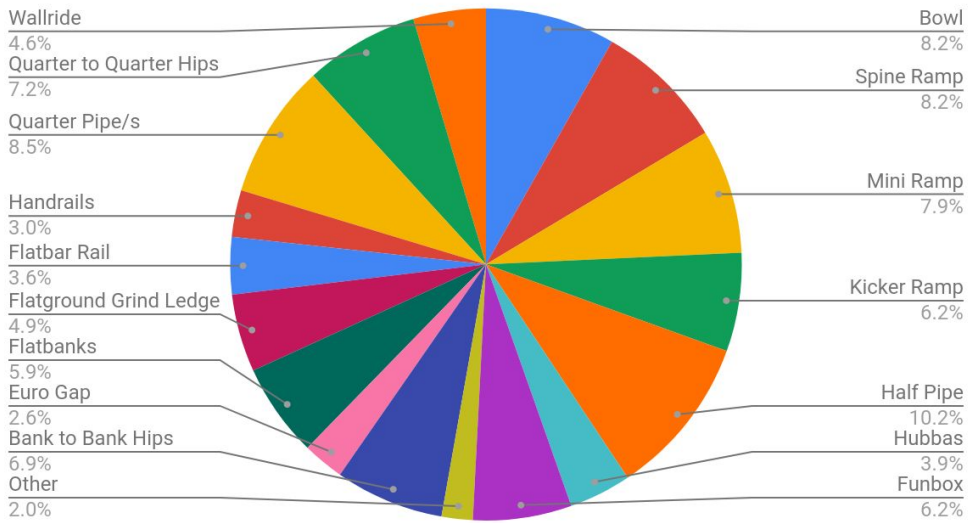
1300 918 531

ABN 32 602 299 347

enquiries@australianskateboarding.com

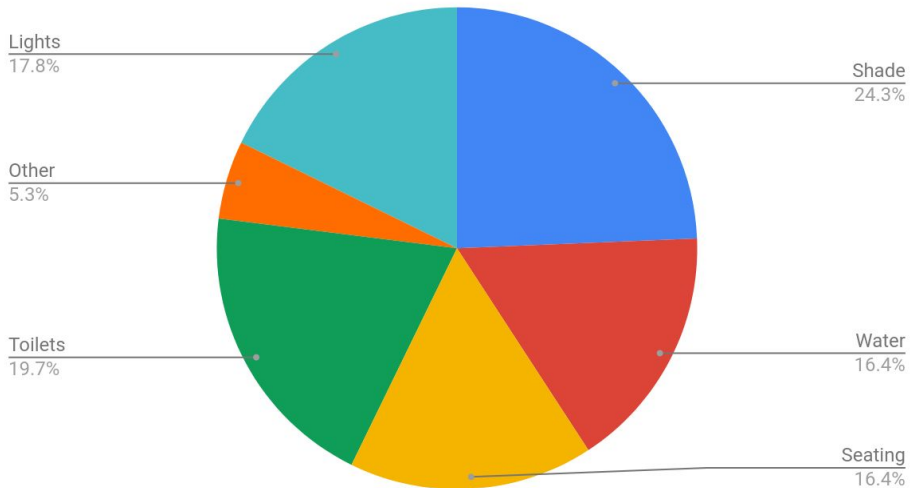
MOST USED / WANTED OBSTACLES FOR THE REGION

Skatepark Obstacles by popularity



MOST WANTED UPGRADES TO EXISTING FACILITIES

Community most requested infrastructure





AUSTRALIAN SKATEBOARDING COMMUNITY INITIATIVE

1300 918 531

ABN 32 602 299 347

enquiries@australianskateboarding.com

WRITTEN FEEDBACK

'safety cameras and separate younger kids area or bike riding track for younger kids'

'Skateparks need to be bigger'

'Helidon skate park needs upgrade. Toilets, water etc.'

'Helidon skatepark needs a major upgrade. It's the only place for kids to go in the area? It desperately needs shade and water at a minimum. The park needs expansion. Give the kids somewhere decent to hang out'

'Paths updates on the concrete'

'Please for heavens sake get rid of the bitumen'

'More parent seating'

ANALYSIS

General guideline of park users.

The average skatepark user in LVRC region is male between 14 and 23 years old, and majority ride scooter or skateboards.

Majority of users will use at least 3 of the skateparks and 75% of these people use the skatepark at least 1 day on a weekly basis.

Majority of these drive or have parents drive them to facilities.

93% of these people would drive or travel to a major regional facility.

Forest Hill, Gatton and Laidley are the top skateparks of choice in the region, outweighing their counterparts significantly.

Roughly 40% of skatepark users come from Gatton and Laidley, with the other 60% coming from all the other towns.

Guideline on Infrastructure

We've determined the most popular obstacles as seen in the pie chart earlier in this report. When looking at Major works it is recommended to pass this information onto the skatepark designers who will be working with Council on the projects.

Shade, Toilets and Lights were the most commonly requested updates at existing parks, followed closely by Water and seating





AUSTRALIANSKATEBOARDING COMMUNITYINITIATIVE

1300 918 531

ABN 32 602 299 347

enquiries@australianskateboarding.com

Final Notes

From this data, we would recommend one regional facility to service that larger demographic, using the most popular obstacles from the region listed. With the other regional parks, Rolling out maintenance, shade, lights, toilets and seating over time seems to be the most common request to allow best use of skateparks. On weekends people can spend up to 8 hours at a skatepark, so these things play an important role in usage.



australianskateboarding.com